

Scaled data based on original data using
LM-79-08 Approved Method: Electrical and Photometric Measurements of Solid-
State Lighting Products

Test Report Prepared for
Cooper Lighting Solutions
(formerly Eaton)

Brand: McGRAW-EDISON

Report Number: P227565

Luminaire Tested: **ISS-AF-350-LED-E1-T2**

Issue Date: 3/3/2020

Test Information

Test Method: LM-79-08
Report Number: P227565
TEST IS SCALED FROM IESNA LM-79-08 TEST DATA (P29758)
Test Lab: INNOVATION CENTER-P2
Issue Date: 3/3/2020
Manufacturer: COOPER LIGHTING SOLUTIONS (FORMERLY EATON)
Product Line: MCGRAW-EDISON
Catalog Number: ISS-AF-350-LED-E1-T2
Description: IMPACT ELITE LED QUATER SPHERE LUMINAIRE
LIGHT SQUARE WITH ACCULED OPTICS-TYPE II
Light Source: (16) 4000K CCT, 70 CRI LEDs
Ballast/Driver: ELECTRONIC DRIVER

Summary

Lumens per Lamp: N/A
Luminaire Lumens: 2389.6 lumens
Efficiency: N/A
Efficacy: 118.9 lumens/watt
Luminous Opening: Rectangular (W 0.5' x L: 0.5' x H: 0')
IES Classification: Type II - Medium - Non-Cutoff
BUG Rating: B1 - U0 - G1

Input Watts (W): 20.09
Input Voltage (V): 120
Input Current (Ain): NR
Voltage Rise (V): NR
Power Factor: NR
Total Harmonic Distortion (THDi): NR
Frequency (hertz): 60
Stabilization Time: NR
Operation Time: NR
Ambient Temperature (°C): NR
Test Distance: 25 FT

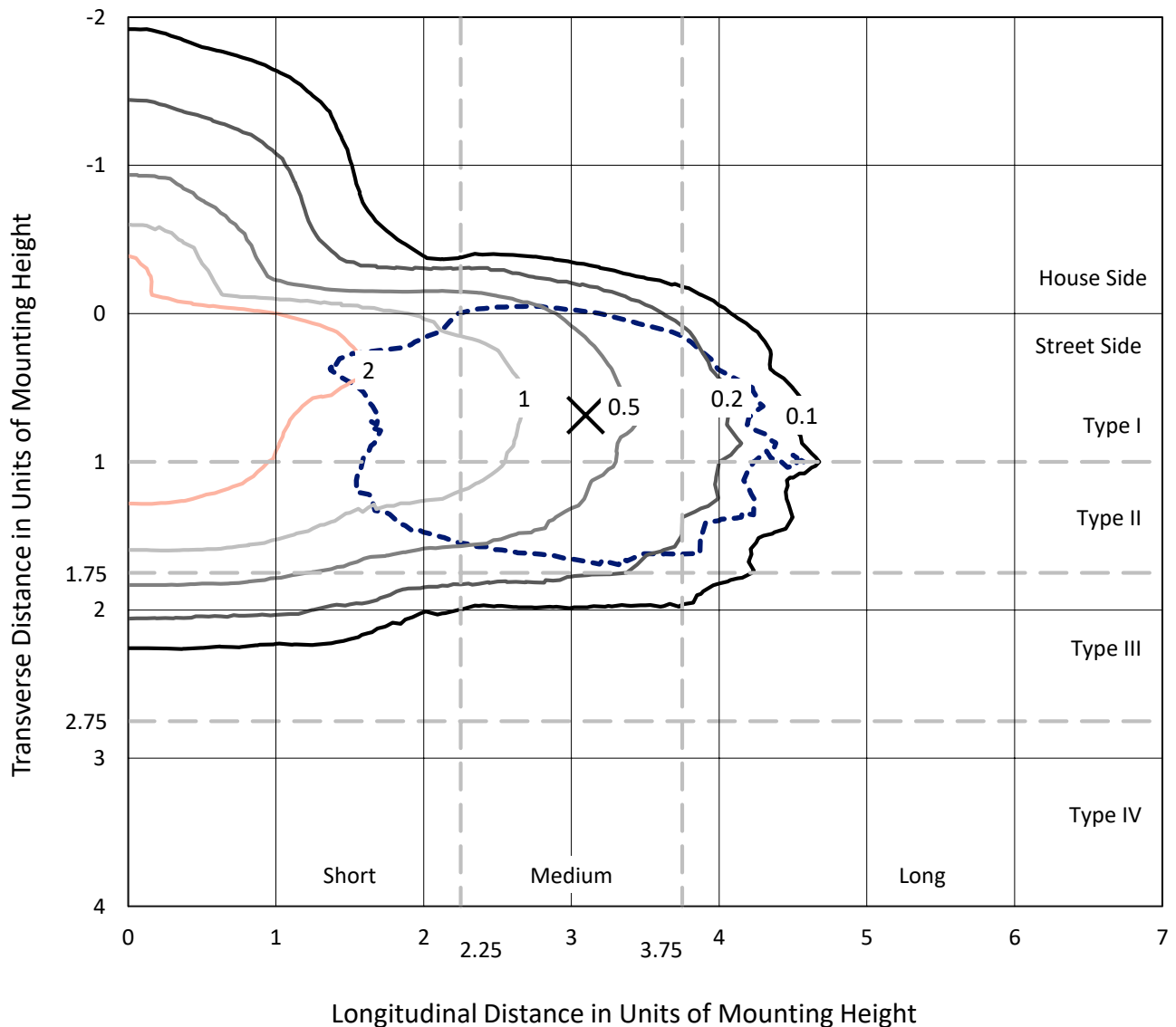


REPORT NUMBER: P227565

CATALOG NUMBER: ISS-AF-350-LED-E1-T2

Iso-Footcandle Lines of Horizontal Illumination

× Max cd
 - - - 1/2 Max cd

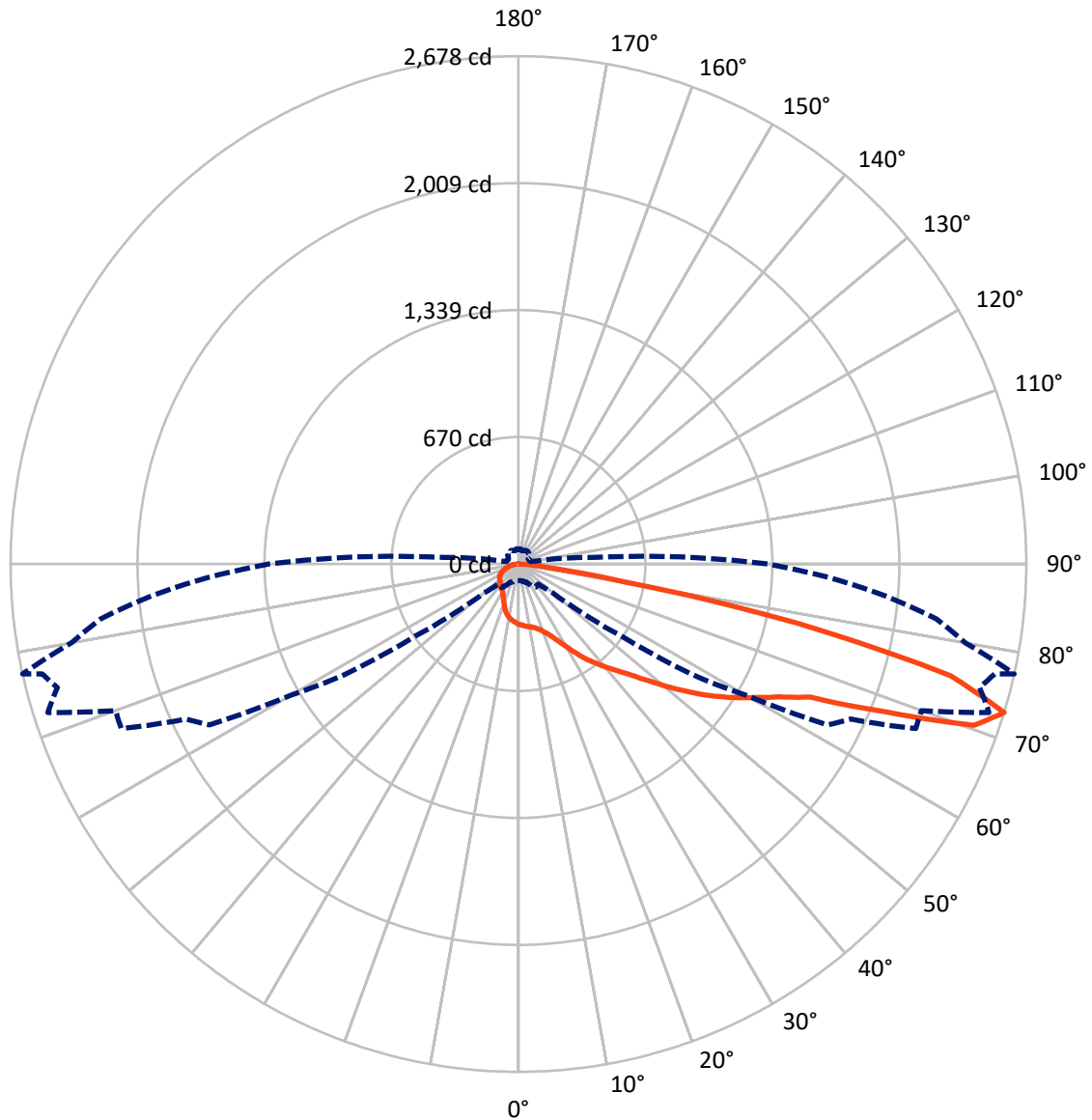


Based on 10 foot mounting height. Maximum calculated value = 3.9 fc
 Type II - Medium - Non-Cutoff

REPORT NUMBER: P227565

CATALOG NUMBER: ISS-AF-350-LED-E1-T2

Luminous Intensity Polar Plot



— Vertical Plane Through 77.5-Deg Lateral - - - Horizontal Cone Through 72.5-Deg Vertical

REPORT NUMBER: P227565

CATALOG NUMBER: ISS-AF-350-LED-E1-T2

FLUX DISTRIBUTION:

		Downward	Upward	Total
House Side	Lumens	396.0	0.0	396.0
	% Fixture	16.6	0.0	16.6
Street Side	Lumens	1993.7	0.0	1993.7
	% Fixture	83.4	0.0	83.4
Total	Lumens	2389.6	0.0	2389.6
	% Fixture	100.0	0.0	100.0

Coefficient of Utilization

ZONAL LUMENS:

Zone	Lumens	% Fixture
0°-10°	29.6	1.2
10°-20°	90.9	3.8
20°-30°	161.3	6.8
30°-40°	255.6	10.7
40°-50°	383.4	16.0
50°-60°	496.8	20.8
60°-70°	564.6	23.6
70°-80°	374.6	15.7
80°-90°	32.8	1.4
90°-100°	0.0	0.0
100°-110°	0.0	0.0
110°-120°	0.0	0.0
120°-130°	0.0	0.0
130°-140°	0.0	0.0
140°-150°	0.0	0.0
150°-160°	0.0	0.0
160°-170°	0.0	0.0
170°-180°	0.0	0.0
0°-90°	2389.6	100.0
0°-180°	2389.6	100.0



REPORT NUMBER: P227565

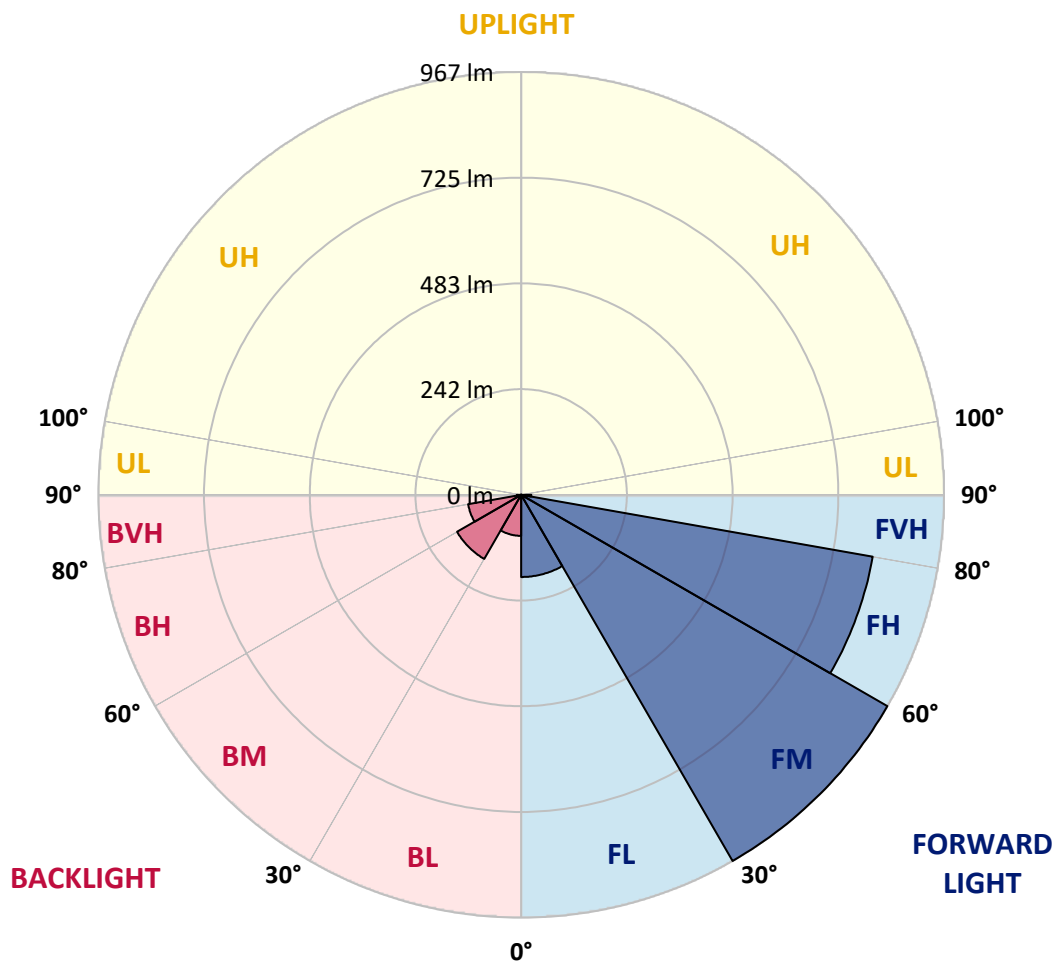
CATALOG NUMBER: ISS-AF-350-LED-E1-T2

LUMINAIRE CLASSIFICATION SYSTEM LUMEN TABLE AND BUG RATING:

Zone	Lumens	% Fixture	Zone Rating/Lumen Limit		
			B	U	G
FL (0°-30°)	188.0	7.9			
FM (30°-60°)	966.7	40.5			
FH (60°-80°)	816.0	34.1			G1/1800
FVH (80°-90°)	22.9	1.0			G1/100
BL (0°-30°)	93.8	3.9	B0/110		
BM (30°-60°)	169.1	7.1	B0/220		
BH (60°-80°)	123.1	5.2	B1/500		G1/500
BVH (80°-90°)	9.9	0.4			G0/10
UL (90°-100°)	0.0	0.0		U0/0	
UH (100°-180°)	0.0	0.0		U0/0	

BUG Rating: B1-U0-G1

Type II Medium





REPORT NUMBER: P227565

CATALOG NUMBER: ISS-AF-350-LED-E1-T2

CANDELA DISTRIBUTION (FULL):

	0°	5°	15°	25°	35°	37.5°	40°	42.5°	45°	47.5°	50°
0°	319.1	319.1	319.1	319.1	319.1	319.1	319.1	319.1	319.1	319.1	319.1
2.5°	345.7	344.0	343.2	341.7	340.0	339.2	336.8	335.1	337.6	336.8	336.8
5°	371.4	369.8	367.4	365.0	361.7	359.4	356.9	354.6	356.1	354.6	352.9
7.5°	392.4	390.8	387.5	385.1	381.9	378.7	375.4	374.6	373.1	370.6	369.8
10°	404.5	402.8	401.2	399.7	394.8	392.4	388.3	386.0	386.8	383.5	383.5
12.5°	415.7	414.1	413.3	413.3	409.3	406.8	405.3	402.8	404.5	399.7	398.0
15°	426.3	424.6	422.2	424.6	423.8	423.0	422.2	421.4	423.8	419.0	419.7
17.5°	443.1	442.3	437.5	434.2	435.1	437.5	439.2	438.3	438.3	435.9	436.7
20°	469.7	469.7	463.3	457.7	448.8	448.8	449.6	448.8	450.4	452.0	454.4
22.5°	489.9	488.3	485.8	481.0	471.4	463.3	463.3	460.0	462.5	463.3	468.1
25°	515.7	514.0	508.4	508.4	498.7	488.3	486.6	481.8	487.4	477.0	485.0
27.5°	547.1	545.4	538.2	535.0	530.2	517.3	514.0	514.9	520.5	505.1	513.2
30°	586.6	584.9	576.0	567.2	559.1	545.4	543.8	543.1	556.0	538.2	548.7
32.5°	636.5	636.5	626.9	614.8	598.6	580.1	573.7	574.5	592.2	572.9	590.5
35°	712.3	702.6	684.9	666.4	649.4	627.7	618.8	617.1	633.3	614.0	634.1
37.5°	760.6	754.1	738.1	724.4	705.8	684.9	678.4	680.8	694.5	666.4	695.3
40°	804.0	803.3	792.8	784.0	765.4	744.5	752.5	784.7	821.0	766.2	767.0
42.5°	833.1	834.7	833.9	834.7	824.2	802.5	816.2	861.3	923.3	891.1	861.3
45°	837.9	843.5	846.0	862.1	872.6	859.7	867.0	914.4	1038.5	1088.5	953.9
47.5°	850.0	855.7	850.8	870.1	918.5	917.7	946.7	964.4	981.3	989.4	1090.9
50°	866.1	876.6	871.8	887.9	927.3	949.9	974.9	997.5	983.8	933.0	960.3
52.5°	867.0	879.0	905.6	921.7	960.3	955.5	972.5	960.3	981.3	928.9	955.5
55°	796.1	798.4	875.7	957.2	1024.9	1011.2	1000.7	973.2	999.8	934.6	968.4
57.5°	684.0	692.1	772.6	909.6	1054.7	1066.7	1063.6	1061.1	1082.1	995.0	1032.1
60°	560.8	570.4	647.0	808.1	992.6	1024.1	1067.6	1094.1	1148.2	1113.5	1174.7
62.5°	349.6	356.9	441.5	642.9	875.7	937.8	1001.5	1032.9	1111.0	1127.2	1231.1
65°	166.7	169.2	202.2	349.6	636.5	753.3	847.6	914.4	1010.4	1082.9	1223.0
67.5°	129.7	130.5	142.6	186.1	326.3	404.5	511.6	600.3	702.6	900.8	1074.8
70°	103.9	103.9	113.6	137.0	202.2	212.7	240.1	270.0	313.4	472.9	614.0
72.5°	87.1	87.1	93.5	107.9	149.9	152.3	150.7	148.2	148.2	186.9	238.4
75°	73.3	72.5	76.5	86.2	111.2	114.4	112.8	107.2	100.8	100.8	113.6
77.5°	59.6	59.6	62.8	67.7	80.6	82.1	82.1	77.3	71.7	72.5	78.2
80°	46.7	46.7	49.1	52.4	56.4	55.5	55.5	50.7	46.7	45.9	49.1
82.5°	33.9	34.7	40.3	37.8	36.2	33.9	33.9	33.0	29.8	27.4	29.1
85°	10.4	11.3	19.3	22.6	18.5	15.3	14.5	12.1	12.9	10.4	12.1
87.5°	0.0	0.0	0.0	0.0	0.8	0.0	0.0	0.0	0.8	0.0	0.8
90°	0.0	0.0	0.0	0.0	0.0	0.0	0.0	0.0	0.0	0.0	0.0



REPORT NUMBER: P227565

CATALOG NUMBER: ISS-AF-350-LED-E1-T2

CANDELA DISTRIBUTION (continued):

	52.5°	55°	57.5°	60°	62.5°	65°	67.5°	70°	72.5°	75°	77°
0°	319.1	319.1	319.1	319.1	319.1	319.1	319.1	319.1	319.1	319.1	319.1
2.5°	332.8	334.4	331.1	331.1	327.1	329.5	325.5	326.3	322.2	323.9	323.9
5°	348.8	349.6	345.7	344.0	340.0	340.0	335.9	335.9	330.3	331.9	330.3
7.5°	364.2	364.2	360.2	356.9	352.9	351.3	346.5	344.0	339.2	338.4	335.9
10°	377.1	377.1	371.4	368.2	363.4	361.0	354.6	352.1	346.5	342.4	340.0
12.5°	393.2	391.6	385.1	381.9	373.9	373.1	363.4	361.7	353.7	351.3	347.3
15°	412.6	414.1	403.7	402.8	391.6	390.8	377.9	377.1	365.0	364.2	358.5
17.5°	433.4	436.7	427.8	427.0	413.3	413.3	398.0	397.2	381.0	380.3	373.1
20°	452.0	456.0	450.4	452.0	439.9	440.7	423.8	423.8	401.2	399.7	393.2
22.5°	468.9	477.0	472.1	481.0	468.9	474.5	452.0	456.0	429.4	426.3	416.5
25°	485.8	496.3	494.7	509.2	500.3	510.0	486.6	494.7	460.0	462.5	449.6
27.5°	502.8	516.5	514.9	535.8	532.5	551.9	531.7	540.6	502.8	505.1	490.7
30°	530.9	546.3	540.6	562.4	562.4	593.8	578.5	592.2	550.2	555.2	538.2
32.5°	568.9	586.6	569.6	597.8	596.2	637.3	625.2	648.6	607.5	614.0	593.0
35°	609.9	638.1	610.7	642.1	637.3	680.1	672.0	709.8	666.4	673.5	652.6
37.5°	663.9	697.8	661.4	688.9	667.1	716.3	711.5	763.0	718.7	737.2	712.3
40°	727.5	754.1	709.0	732.3	696.1	746.9	738.8	809.8	768.6	798.4	775.9
42.5°	786.3	804.9	745.2	774.3	730.8	782.4	767.8	853.2	817.7	863.7	838.7
45°	839.5	860.5	781.5	813.8	765.4	821.8	796.9	895.1	870.9	940.3	915.2
47.5°	915.2	884.6	814.6	856.4	802.5	864.5	831.5	944.3	935.4	1033.7	1004.7
50°	890.3	910.4	842.0	885.5	836.3	912.1	875.7	1003.1	1005.5	1135.3	1118.3
52.5°	892.7	926.6	862.9	923.3	875.7	978.1	940.3	1074.0	1085.2	1233.5	1210.2
55°	907.3	957.2	894.4	975.7	931.4	1051.4	1024.9	1150.5	1169.8	1326.2	1312.4
57.5°	943.5	1012.7	948.3	1054.7	1008.7	1135.3	1111.0	1229.5	1256.1	1418.8	1414.8
60°	1082.9	1165.0	1052.2	1169.8	1108.7	1230.3	1198.1	1312.4	1339.0	1507.4	1518.0
62.5°	1238.4	1381.0	1314.1	1436.5	1274.6	1397.9	1302.8	1414.8	1416.4	1602.6	1635.6
65°	1278.7	1497.8	1555.0	1783.0	1698.4	1824.9	1571.2	1646.0	1549.4	1775.7	1823.3
67.5°	1263.3	1531.7	1690.3	1947.4	2043.2	2264.0	2221.3	2195.6	1971.5	2134.3	2191.5
70°	927.3	1211.8	1600.1	1861.2	2137.6	2282.5	2512.2	2535.5	2525.9	2503.3	2541.2
72.5°	422.2	662.3	1082.9	1381.0	1837.0	1934.5	2267.3	2260.8	2602.4	2517.8	2577.4
75°	165.9	255.4	515.7	771.1	1270.6	1390.6	1767.7	1674.3	2100.4	1976.3	2103.7
77.5°	91.0	114.4	193.3	331.1	693.7	757.4	1082.1	925.8	1302.8	1087.7	1130.4
80°	54.8	68.4	88.6	125.7	294.9	311.8	461.7	372.3	532.5	404.5	392.4
82.5°	29.8	37.0	44.3	62.0	109.6	121.6	159.5	143.4	170.8	145.9	142.6
85°	12.1	16.2	16.9	25.0	36.2	41.9	50.7	54.8	66.9	61.3	59.6
87.5°	0.0	0.8	0.0	1.6	0.0	1.6	0.0	2.5	2.5	4.0	4.8
90°	0.0	0.0	0.0	0.0	0.0	0.0	0.0	0.0	0.0	0.0	0.0



REPORT NUMBER: P227565

CATALOG NUMBER: ISS-AF-350-LED-E1-T2

CANDELA DISTRIBUTION (continued):

	77.5°	80°	82.5°	85°	87.5°	90°	95°	100°	102.5°	105°	107.5°
0°	319.1	319.1	319.1	319.1	319.1	319.1	319.1	319.1	319.1	319.1	319.1
2.5°	321.5	323.9	320.7	320.7	316.6	319.1	316.6	314.3	310.2	311.0	305.4
5°	327.1	328.7	324.7	323.0	320.7	319.9	315.1	310.2	304.5	304.5	298.1
7.5°	332.8	332.8	327.1	327.1	321.5	319.9	312.6	304.5	296.5	295.7	286.0
10°	335.9	335.1	328.0	328.0	319.9	319.1	310.2	298.1	286.8	283.6	270.0
12.5°	342.4	341.7	332.8	331.1	320.7	320.7	307.8	291.6	275.6	270.0	250.5
15°	350.5	351.3	340.8	338.4	326.3	325.5	307.8	283.6	261.9	253.0	229.7
17.5°	363.4	364.2	349.6	347.3	332.8	330.3	308.6	273.9	243.4	233.6	212.7
20°	380.3	377.9	358.5	357.7	338.4	335.9	307.8	259.4	224.7	215.1	196.6
22.5°	401.2	398.8	373.9	371.4	348.8	344.8	307.0	244.1	207.9	197.4	185.4
25°	430.3	427.0	396.4	393.2	365.0	358.5	306.2	228.0	193.3	185.4	178.1
27.5°	466.5	460.0	423.0	419.7	381.9	373.9	302.9	209.5	178.9	173.2	170.0
30°	510.0	504.3	456.8	452.0	404.5	393.9	299.7	192.5	168.4	165.9	163.6
32.5°	561.6	556.0	497.9	492.2	433.4	418.2	294.1	178.9	161.9	161.9	158.8
35°	615.5	610.7	542.3	538.2	465.6	445.6	286.8	166.7	156.3	156.3	153.0
37.5°	663.9	667.9	590.5	587.4	497.9	472.9	278.8	158.8	151.5	149.9	146.6
40°	716.3	725.9	635.7	638.1	531.7	502.0	269.1	152.3	145.9	144.2	143.4
42.5°	769.5	788.0	683.2	692.1	565.6	531.7	261.9	148.2	143.4	140.1	139.4
45°	835.5	862.1	742.0	758.9	605.1	568.0	259.4	143.4	136.2	132.2	129.7
47.5°	917.7	953.2	814.6	833.9	657.5	611.5	264.2	141.8	131.3	126.5	121.6
50°	1015.2	1049.0	900.8	908.8	716.3	659.1	274.8	144.2	129.7	122.4	115.2
52.5°	1118.3	1144.1	991.9	983.0	777.5	705.8	286.8	145.1	125.7	118.5	109.6
55°	1224.7	1239.2	1076.5	1053.0	833.1	752.5	302.9	144.2	122.4	114.4	103.1
57.5°	1328.6	1333.4	1151.3	1128.8	887.9	808.1	323.0	141.8	117.6	109.6	97.5
60°	1430.1	1438.2	1234.3	1213.4	947.5	879.8	352.1	137.8	111.2	105.6	92.7
62.5°	1541.3	1567.9	1333.4	1336.7	1029.7	991.9	406.8	133.0	104.8	98.3	85.4
65°	1692.8	1794.3	1497.0	1572.7	1187.6	1202.9	511.6	119.3	95.9	87.9	79.0
67.5°	2072.3	2183.4	1894.2	1924.8	1557.4	1466.4	577.7	101.5	84.6	79.0	73.3
70°	2547.7	2467.9	2262.4	2077.1	1773.3	1507.4	508.4	85.4	74.9	71.7	68.4
72.5°	2678.1	2392.1	2222.9	1944.9	1639.6	1314.9	389.1	73.3	66.9	65.3	62.8
75°	2353.4	1939.3	1949.0	1545.4	1359.2	1002.3	265.9	62.8	58.0	57.2	56.4
77.5°	1505.1	996.7	1213.4	763.8	784.7	464.1	129.7	52.4	49.9	49.9	48.4
80°	535.0	331.9	375.4	240.9	219.1	147.4	70.1	41.9	40.3	41.1	40.3
82.5°	160.3	127.3	124.9	97.5	75.7	62.0	38.7	32.2	30.6	31.4	29.8
85°	64.4	49.9	41.9	32.2	26.6	24.1	21.0	21.8	19.3	21.0	18.5
87.5°	4.0	3.3	2.5	3.3	0.0	1.6	4.0	3.3	0.8	3.3	2.5
90°	0.0	0.0	0.0	0.0	0.0	0.0	0.0	0.0	0.0	0.0	0.0



REPORT NUMBER: P227565

CATALOG NUMBER: ISS-AF-350-LED-E1-T2

CANDELA DISTRIBUTION (continued):

	110°	112.5°	115°	117.5°	120°	122.5°	125°	127.5°	130°	135°	145°
0°	319.1	319.1	319.1	319.1	319.1	319.1	319.1	319.1	319.1	319.1	319.1
2.5°	309.3	303.7	306.2	303.7	305.4	300.5	302.2	298.1	298.1	297.3	293.3
5°	298.9	293.3	292.5	286.8	287.7	281.2	280.4	273.1	273.1	266.7	254.6
7.5°	284.4	275.6	274.8	263.5	262.7	253.8	250.5	242.5	241.7	234.5	227.2
10°	265.9	252.2	249.8	235.3	236.1	226.4	225.6	219.9	219.9	216.8	216.8
12.5°	244.9	229.7	228.0	216.8	217.6	211.1	211.9	208.7	210.3	211.9	217.6
15°	225.6	213.5	211.9	204.7	205.4	203.9	206.2	206.2	208.7	212.7	222.4
17.5°	209.5	199.0	199.8	196.6	199.8	199.0	203.9	203.1	207.9	212.7	224.7
20°	195.0	189.3	191.8	191.0	195.0	195.0	199.0	199.8	203.9	210.3	224.0
22.5°	185.4	183.7	186.1	186.1	189.3	190.2	194.2	196.6	199.0	205.4	217.6
25°	179.6	178.9	181.3	182.1	184.5	185.4	189.3	189.3	193.3	197.4	203.9
27.5°	171.7	170.0	173.2	173.2	176.5	175.6	180.4	178.9	182.9	184.5	186.1
30°	165.9	163.6	165.9	165.2	167.6	165.2	167.6	165.2	167.6	167.6	165.2
32.5°	160.3	157.9	158.8	155.5	157.9	154.7	155.5	152.3	153.9	152.3	153.0
35°	154.7	151.5	151.5	147.4	147.4	143.4	145.1	141.8	145.1	147.4	146.6
37.5°	146.6	144.2	144.2	141.0	142.6	141.0	144.2	142.6	143.4	140.1	134.5
40°	141.8	143.4	142.6	145.1	143.4	141.0	138.6	133.7	133.0	131.3	128.1
42.5°	134.5	136.2	132.2	135.3	133.0	133.7	132.2	129.7	128.1	126.5	123.3
45°	124.1	124.1	120.8	125.7	123.3	128.1	126.5	126.5	124.9	122.4	120.1
47.5°	115.2	116.0	112.8	116.8	115.2	121.6	120.8	123.3	123.3	121.6	115.2
50°	109.6	107.9	105.6	109.6	108.7	114.4	115.2	120.1	119.3	120.1	114.4
52.5°	104.8	101.5	99.1	101.5	101.5	106.4	107.9	113.6	114.4	116.0	112.8
55°	99.1	95.0	93.5	95.0	95.0	99.9	102.3	106.4	108.7	113.6	112.0
57.5°	94.3	88.6	87.1	88.6	89.4	94.3	96.7	100.8	103.9	110.4	109.6
60°	88.6	83.8	82.1	84.6	85.4	90.2	92.7	96.7	99.1	106.4	106.4
62.5°	82.1	78.2	78.2	79.0	80.6	85.4	87.1	92.7	93.5	102.3	103.1
65°	76.5	74.2	74.2	74.9	76.5	80.6	81.3	87.1	87.9	96.7	99.1
67.5°	71.7	70.1	70.1	70.9	71.7	74.9	75.7	81.3	83.0	91.0	95.0
70°	66.9	65.3	64.4	64.4	66.9	69.3	70.9	76.5	77.3	84.6	89.4
72.5°	61.3	59.6	59.6	58.8	61.3	62.8	66.1	69.3	70.9	78.2	81.3
75°	55.5	54.0	54.0	53.2	54.8	58.0	58.8	62.0	62.8	69.3	72.5
77.5°	48.4	46.7	46.7	46.7	48.4	49.1	49.9	53.2	54.8	60.5	63.6
80°	40.3	38.7	39.5	38.7	41.1	37.8	40.3	43.5	45.1	48.4	46.7
82.5°	30.6	28.2	29.1	29.1	29.8	27.4	29.1	30.6	32.2	34.7	33.9
85°	19.3	16.9	18.5	16.9	18.5	16.2	17.7	17.7	19.3	17.7	16.9
87.5°	4.0	1.6	4.0	1.6	4.8	0.0	2.5	0.0	1.6	0.8	0.0
90°	0.0	0.0	0.0	0.0	0.0	0.0	0.0	0.0	0.0	0.0	0.0



REPORT NUMBER: P227565

CATALOG NUMBER: ISS-AF-350-LED-E1-T2

CANDELA DISTRIBUTION (continued):

	155°	165°	175°	180°
0°	319.1	319.1	319.1	319.1
2.5°	289.3	286.0	284.4	283.6
5°	248.2	242.5	240.9	239.3
7.5°	223.2	221.6	221.6	220.8
10°	218.3	220.8	221.6	221.6
12.5°	224.0	228.0	231.2	231.2
15°	231.2	238.4	242.5	242.5
17.5°	236.9	246.5	250.5	251.3
20°	237.6	247.3	253.0	253.8
22.5°	230.5	236.9	240.9	240.9
25°	211.9	215.1	217.6	217.6
27.5°	188.5	187.7	186.9	190.2
30°	164.4	162.8	159.5	162.8
32.5°	155.5	149.9	141.8	144.2
35°	141.8	140.1	136.2	137.0
37.5°	137.0	150.7	149.9	150.7
40°	131.3	148.2	147.4	149.0
42.5°	126.5	136.2	126.5	127.3
45°	117.6	121.6	113.6	113.6
47.5°	113.6	112.0	108.7	107.9
50°	110.4	110.4	108.7	107.2
52.5°	107.9	106.4	112.0	111.2
55°	104.8	103.1	107.2	107.2
57.5°	102.3	98.3	104.8	104.8
60°	99.9	95.9	102.3	102.3
62.5°	98.3	93.5	101.5	100.8
65°	95.9	91.0	101.5	99.9
67.5°	92.7	86.2	99.9	97.5
70°	86.2	80.6	94.3	87.9
72.5°	79.8	73.3	80.6	74.9
75°	70.1	64.4	65.3	64.4
77.5°	58.8	52.4	50.7	51.6
80°	44.3	40.3	38.7	38.7
82.5°	32.2	27.4	28.2	23.3
85°	14.5	10.4	8.1	8.1
87.5°	0.0	0.0	0.0	0.0
90°	0.0	0.0	0.0	0.0

(END OF REPORT)